




a. adTent EXPRESS 3x6m (konstrukcja+wydruk dach)


 **Resolution:** 1200 ppi – 1:10 scale


 **File format:** PDF

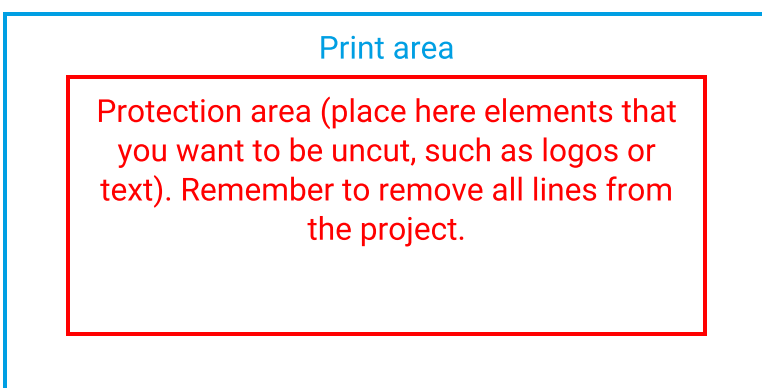
 **Color:** CMYK - Coated FOGRA39

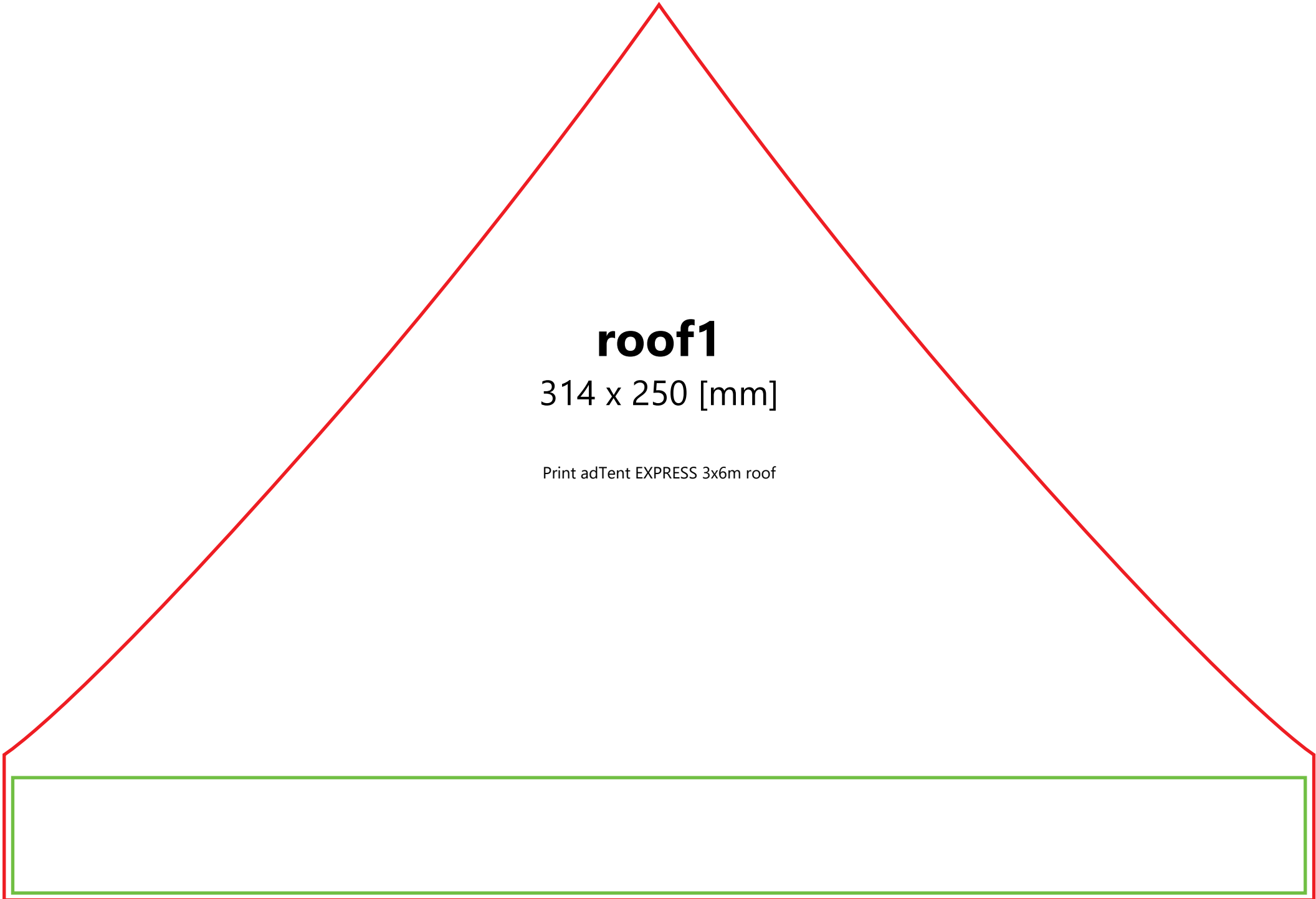
 flattened file (no layers),
no print marks,
no overprint attribute,
no bleeds,
do not change the size of the template ,
convert fonts to curves ,
suggested black color parameters for
backlighting: C40 M40 Y20 K100

 Remove the red and blue lines before saving the files. Leaving the line on will result in it being printed as a design element! In order to properly display the advertisement, all important elements should be inside the protective area marked with **red line**. Background and graphics must fill the entire printable area marked project marked with **blue line**. If there is no fill between the red and blue lines, a white frame will appear on the printout.

 Download and work on the graphic design template on the next page of this PDF. If there is more than one, prepare the projects in separate files.

 Guideline Label Legend:

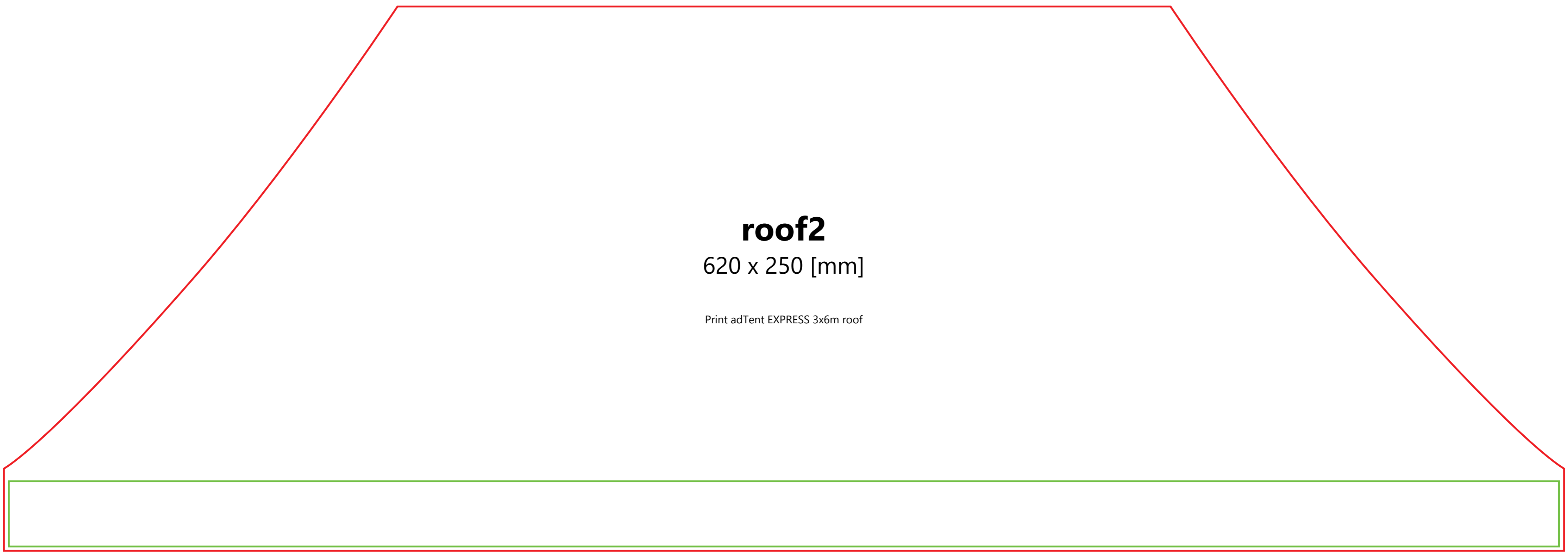




roof1

314 x 250 [mm]

Print adTent EXPRESS 3x6m roof



roof2

620 x 250 [mm]

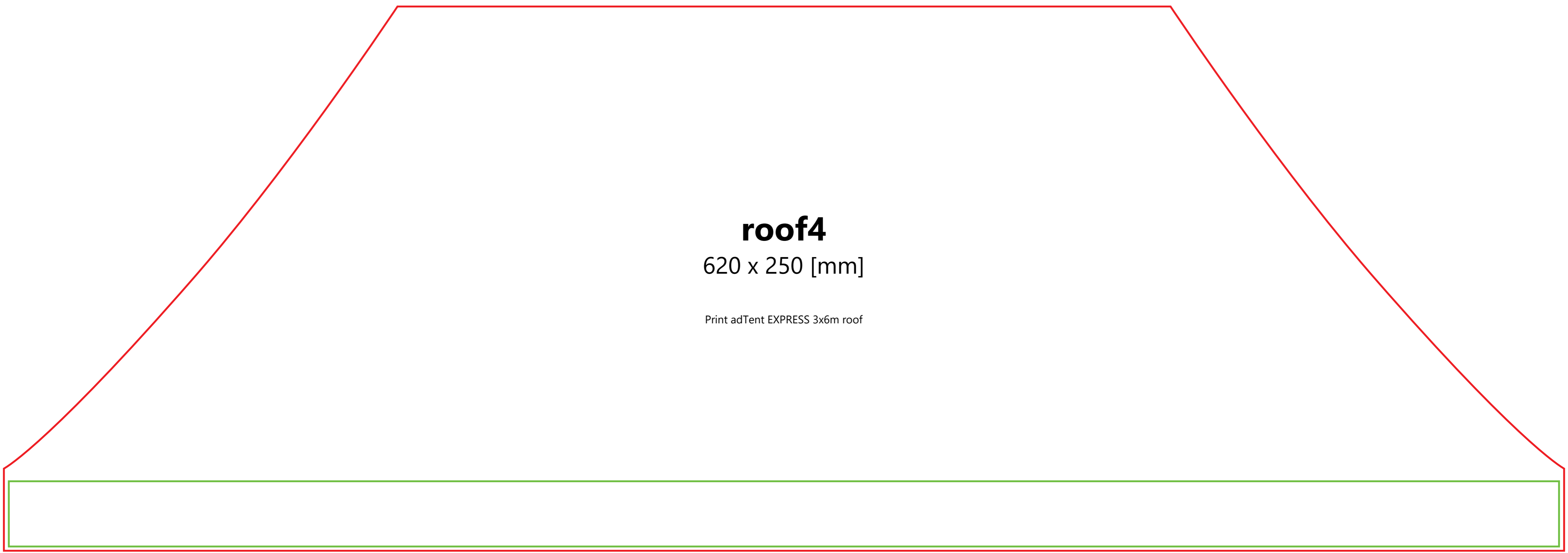
Print adTent EXPRESS 3x6m roof



roof3

314 x 250 [mm]

Print adTent EXPRESS 3x6m roof



roof4

620 x 250 [mm]

Print adTent EXPRESS 3x6m roof

door

615 x 214 [mm]

Print adTent EXPRESS 3x6m wall

door

615 x 214 [mm]

Print adTent EXPRESS 3x6m wall

1

310 x 214 [mm]

wydruk adTent EXPRESS 3x3m ŚCIANA(DO NAMIOTU 6M)

1

310 x 214 [mm]

wydruk adTent EXPRESS 3x3m ŚCIANA(DO NAMIOTU 6M)